


Introduction to PDI
©Masse, J. & Girard, E.

State:

"Time to practice LISTENING & MINDING.

I'm going to tell you lots of things to do."

Like ...(hand me, give me, draw with, etc)




Introduction to PDI
©Masse, J. & Girard, E.

State:

*"It's very important for you to listen
and mind really fast.*

*If you mind me QUICK as a bunny I will be very proud
of you, and we can keep playing."*



State:

"If you don't mind, you will have to go to time out.

*If you go to time out, you will have to sit there
until I say you can get off.*

*You will need to sit very quietly.
If you are quiet, time out will be shorter."*



Time Out Sequence
©Masse, J. & Girard, E.

(Give a reason and simple command similar to child's activity)


State: ***"I like purple crayons. Hand me a purple crayon."***

Give Labeled Praise for Compliance

-or -

Wait & remain silent for 5 seconds

if not obvious they are going to obey or disobey.



Time Out Sequence
©Masse, J. & Girard, E.

State:

*"If you don't ... (hand me the purple crayon),
you'll have to sit on the time out chair."*

Give Labeled Praise for Compliance

-or-

Wait & remain silent for 5 seconds

if not obvious they are going to obey or disobey.



Time Out Sequence
©Masse, J. & Girard, E.

Stand up and take child to the time out chair if disobeys.

State:

*"You didn't do what I told you to do,
so you have to sit on the time out chair."*



Time Out Sequence
©Masse, J. & Girard, E.

After placing child on the chair back away.

State:

"Stay on the chair until I say you can get off."

Wait 3 minutes + 5 seconds silence



Time Out Sequence
©Masse, J. & Girard, E.

After silence approach the child.

State:

"You are sitting quietly on the chair."

"Are you ready to ?"

(from example: hand me the purple crayon?)



Time Out Sequence
©Masse, J. & Girard, E.

If child says "No",

State:

"Stay on the chair until I say you can get off."

Wait 3 minutes + 5 seconds silence



Time Out Sequence
©Masse, J. & Girard, E.

If child says, "Yes"

Lead child back to task, point to task.

Child complies; give brief unlabeled praise:

State:

"Good, now ..." (give follow-up command).



Time Out Sequence
©Masse, J. & Girard, E.

Child obeys the new command.

Give enthusiastic labeled praise for quick compliance and return to CDI skills.

State:

"Thank you for minding so quickly!"

"When you listen well, we get to keep playing."



Time Out Sequence
©Masse, J. & Girard, E.

If the child gets off the chair,

State:

***"You got off the chair before I said you could,
so you have to go to the time out room."***

Take child to room.

Wait 1 minute + 5 seconds of silence



Time Out Sequence
©Masse, J. & Girard, E.

If the child gets off the chair,

State:

*"You got off the chair before I said you could,
so I will take the toys and wait outside the room."*

Wait 1 minute + 5 seconds of silence



Time Out Sequence
©Masse, J. & Girard, E.

When time is up, take child back to the time out chair.

Step back out of reach.

State:

"Stay on the chair until I say you can get off"

Wait 3 minutes + 5 seconds silence

Repeat PDI procedure as done previously until compliance.